


# RT-680T-C246


ATX Tower Server Chassis with 8th/9th Generation Intel® Core™ Processor, DDR4 DRAM

Turn-Key Chassis Solutions


Front View



Rear View



Interior



## Features

- 8th/9th Generation Intel® Core™ LGA1151 Processor
- Supports Power 95W max.
- DDR4 2666/2400/2133 MHz, max. 128GB
- Three Independent Displays: HDMI x 1, VGA x 1, DP x 1
- Dual Intel® Gigabit Ethernet, i211AT x 1, i219LM x 1
- USB 3.2 Gen 2 ports x 4, USB 3.2 Gen 1 ports x 2, USB 2.0 ports x 6
- M.2 E-key (PCIex1/USB2.0/CNVi) x 1, M.2 M-key (PCIex4/SATA3) x 1
- Support Windows® 10 64bit, Linux Ubuntu 64bit (18.04.1/Kernal4.8.0) and later
- Support AAEON grabber card



I/O Chipset	NCT6793D + F81216HD
Display Interface	HDMI + VGA + DP
Storage	SATA III (6.0Gb/s) ports x 4, support RAID 0/1/5/10 M.2 2280 M-key (PCIex4/SATA3) x 1
Storage Devices	External 5.25" x 3, Internal 3.5" x 4
Audio	Realtek® ALC887 6-Channel High Definition Audio CODEC
Ethernet	Intel® PHY i219LM Giga LAN x 1 (supports Intel® AMT 12.0), Intel® i211AT Giga LAN x 1, RJ45 x 2
TPM	N/A
H/W Monitor	Temperature Monitor on CPU/Chassis, Voltage Monitor on Vcore/5V/3.3V/12V, Fan Monitor on CPU/Chassis
Watchdog Timer	1~255 steps by software program
Smart Fan control	CPU Fan x 1, Chassis Fan x 2
Wake On LAN/ PXE	Yes (WOL / PXE)
Power State	S3, S4, S5
System Fan	Front: 1 x 80 mm (built-in HDD cage), PWM Rear: 1 x 120 mm, PWM

<b>I/O</b>	
Front Panel	1 x Power On/Off, 1 x System Reset
Rear Panel I/O	USB 3.2 Gen 2 ports (10 Gbps) x 4 USB 3.2 Gen 1 ports (5 Gbps) x 2 USB 2.0 ports x 4 HDMI x 1, VGA x 1, DP x 1 Audio Jack x 3: Line-in, Mic-in, Line-out LAN (RJ45) ports x 2
Internal I/O connectors	SATA III (6.0Gb/s) ports x 4, support RAID 0/1/5/10 M.2 2280 M-key (PCIex4/SATA3) x 1 USB 2.0 headers x 1 support additional 2 USB ports (2x5PIN, p=2.54mm) 5 x RS-232 headers 1 x RS-232/422/485 (COM1, supports 5V/12V/RI optional) 8-bit Digital I/O interface (In/Out programmable) x 1 CPU Fan connector(s) (4-pin) x 1 Chassis Fan connector(s) (4-pin) x 2 Chassis Intrusion x 1 AT/ATX mode select jumper x 1 Front panel header x 1 Clear CMOS jumper x 1
Expansion	PCIe 3.0[x16] Slot x 1, PCIe 3.0[x4] Slot (open edge) x 2, PCIe 3.0[x1] Slot (open edge) x 2, PCI x 2, M.2 2230 E-key (PCIex1/USB2.0/CNVi) x 1, M.2 2280 M-key (PCIex4/SATA3) x 1

<b>Power</b>	
Battery	—
Power Requirement	ATX power supply Input:90~264V Output:500W.

<b>Mechanical</b>	
Color	Black
Dimensions (W X H X D)	198 x 465 x 425 (mm), 7.8" x 18.31" x 16.73"(w/o bezel)
Gross Weight	TBC
Net Weight	TBC
<b>Environmental</b>	
Operating Temperature	32°F ~ 113°F (0°C ~ 45°C)
Storage Temperature	-49°F ~ 176°F (-45°C ~ 80°C)
Storage Humidity	0%~90%RH, non-condensing

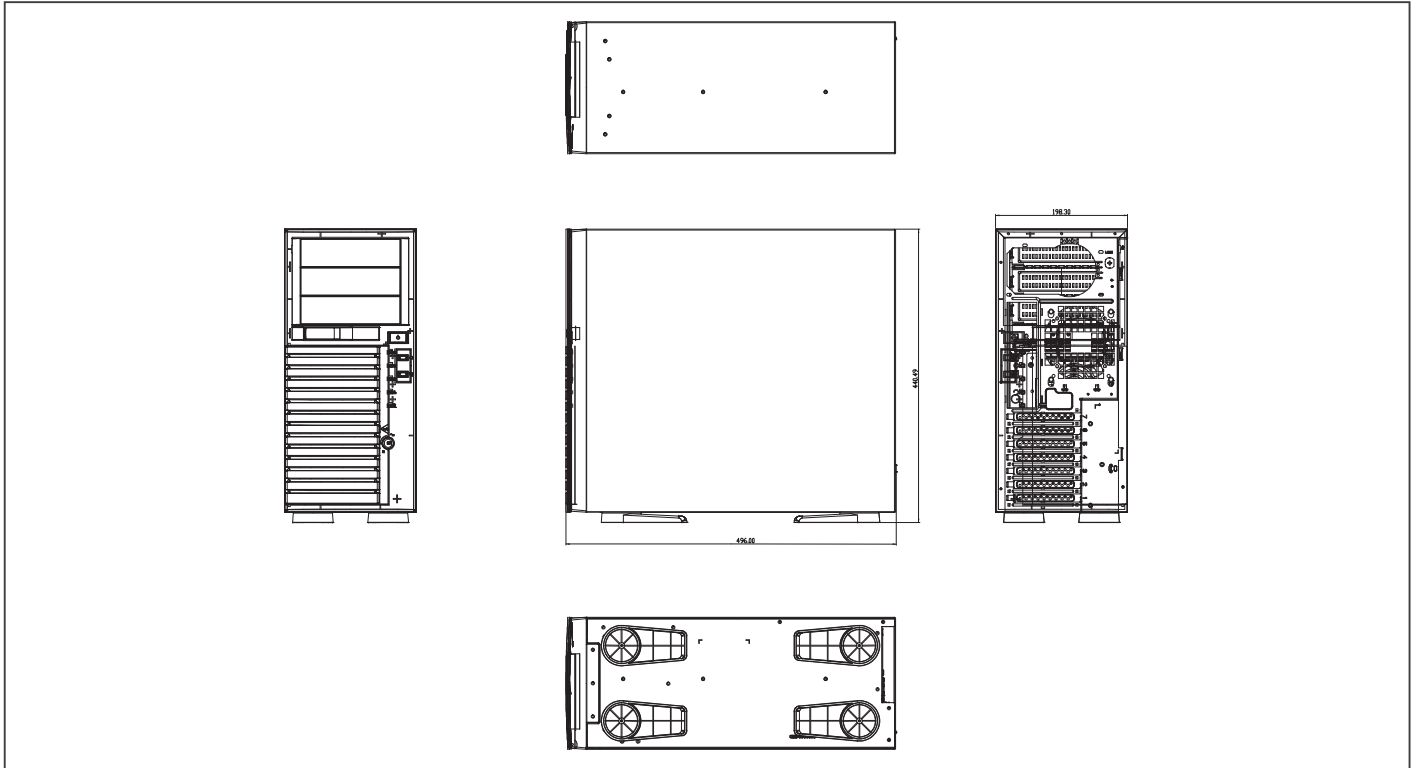
## Specifications

<b>System</b>	
CPU	Intel® 8th/9th Generation (Coffee Lake-S/Coffee Lake-S Refresh) Core™ i9/ i7/ i5 / i3, Pentium 14nm, Celeron™, Xeon E-2200/2100, LGA 1151 socket Processor, max. TDP 8 Core 95W
Chipset	Intel® C246 Express Chipset
System Memory	DIMM x 4, DDR4 (2666/2400/2133 MHz, max. 128GB) ECC, un-buffered memory Dual channel memory architecture

# RT-680T-C246

## Dimension

Unit: mm



## Packing List

- Accessory Box (Cable And Screw Bag)
- RT-680T-C246

## Ordering Information

- RT-680T-C246-A10-001  
Feature-Rich ATX Tower Server Chassis, ATX-C246A, ATX power supply 500W, Black color

## Optional Accessories

- 1709100330  
USB 2.0 cable (9P, 330MM, p=2.54mm, w/bracket)
- 14001-00400100  
COM Port Cable (9P, 260mm, p=2.54mm w/bracket)
- 175921156B  
2U CPU Cooler (2-Ball, Push-pin Type)
- 1759200172  
2U CPU Cooler (2-Ball, Screw with Retention Plate)
- AP-FNTH1Q370010  
CPU Cooler (2-Ball Bearing, 2U, TDP Max. 100W)
- 1702031802  
Power Cord (US & Taiwan Type)
- 1702031803  
Power Cord (European Type)
- 170203180E  
Power Cord (Japanese Type)
- AP-FW9789182100  
(TF)3.5" to 2.5" HDD bracket.Tragant.DeLock 18210
- AP-OT9789343000  
5.25" converter bracket, supports 1x 3.5" hard drive and 2 x 2.5" hard drive